


## SELECT THE RIGHT FURNITURE FOR YOUR SMALL APARTMENT




### 1) MULTI-PURPOSE FURNITURE

For example, a sofa bed can provide seating during the day and convert into a bed for guests at night



### 2) MODULAR FURNITURE

Modular sofas, shelving units, and desks offer flexibility and adaptability in small apartments.

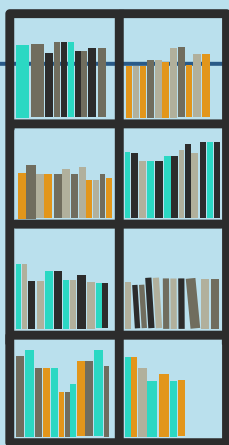


### 3) COMPACT DINING SOLUTIONS

Foldable or extendable dining tables are ideal for maximizing space. Bar stools or chairs can be tucked under the table.

### 4) FLOATING FURNITURE

Utilize wall space by incorporating wall-mounted or floating furniture. This can include floating shelves, wall-mounted desks, or fold-down tables.



### 5) VERTICAL STORAGE

Consider tall bookshelves or storage units that make use of vertical space. This helps maximize storage capacity without occupying much floor area.

### 6) COMPACT SEATING OPTIONS

Opt for smaller-scale furniture when it comes to seating. Choose loveseats or armchairs instead of large sofas to save space.



### 7) LIGHT COLOUR FURNITURE

Glass tabletops or acrylic chairs, can create a sense of openness and visually expand the space. Light-colored furniture can also make the room feel brighter and more spacious.

### 8) FOLDABLE/ STACKABLE CHAIRS

If you frequently require additional seating for guests, consider foldable or stackable chairs that can be easily stored away when not in use.

